

SERIES 5 TB



5105 TB // 5115 TB
STAGE V



// SERIES 5 TB

LOW PROFILE BONNET AND MUDGUARDS

The peculiar design of 5 TB tractors - featuring a sloping and tapered bonnet and a low mudguards height - make these tractors the perfect workmates for operating under tree branches or tunnel-greenhouses. Furthermore, 5 TB tractors excel for their low centre-of-gravity, which dramatically increases the stability of the tractors when working on slopes.

HIGH PERFORMANCE

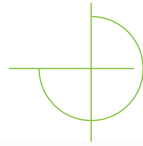
The Series 5 TB are powered by FARMotion 45 engines. These powerplants are developed specifically for agricultural applications, requiring minimised maintenance thanks to automatic hydraulic valve adjustment and an extended oil change interval to 600h. The new preheat system allows optimal starting even in the coldest climates. Stage V compliance is attained using a perfectly-integrated exhaust after-treatment system which does not impact on the overall dimensions of the tractor.



The Best in its category.

HIGH AGILITY
HIGH STABILITY
HIGH PERFORMANCE
HIGH LIFT CAPACITY
LOW HEIGHT





PRECISE AND ACCURATE REAR LIFT WITH UP TO 4525 KG CAPACITY

The powerful rear lift, together with an impressive maximum power of 116 HP, allows the 5 TB to be coupled with implements which usually are linked to bigger tractors. Hydraulic system is fed by two separate pumps: one for spool valves and rear lift and the second one for steering circuit.

COMPLETE TRANSMISSION OFFERING


Each customer can configure his 5 TB tractor according to the need of his farm. Several choices of transmission are available, from a simple 10+10 with mechanical shuttle up to 40+40 with creeper, Hi-Lo and PowerShuttle with ComfortClutch. In any case, all transmissions are equipped with a 5-gears gearbox.

STURDY FRONT AXLES AND REAR AXLES


5105 TB and 5115 TB Stage V are equipped with sturdy front and rear axle which make the 5 TB tractors suitable for working with heavy-duty implements. With a maximum admissible load capacity of 6400 Kg, front axle with wet-disc brakes and SDD steering system, the Series 5 TB is the best in its category.



The Series 5 TB stands out for its sturdiness, power and agility. Thanks to low-height mudguards, tapered bonnet, slimline forms and rounded edges, 5 TB models are the ideal tractors for working in confined spaces, where the height could represent a limiting factor for other tractors. Therefore, Series 5 TB represents the perfect choice for olive growers, almond and pistachios farmers, vegetable growers who work in tunnel greenhouses or breeding farmers with low stables or poultry farms. The generous-sized engine, which is able to deliver up to 116 HP, and the sturdy structure of the tractors (total admissible load of 6400 Kg) allow the 5 TB tractors to be used with bigger implements than the ones usually linked to extra-wide-orchard tractors, increasing productivity and the convenience of the investment. The Series 5 TB stands out even for the low centre-of-gravity feature, which increases the safety when working on slopes. Front axle with brakes completes the safety features, making the 5 TB tractors perfect even for all operations in mountain-farms.



// AGILITY



The new Series 5 TB
Stage V combines
sturdy construction and
simplicity of use with
outstanding agility.




// ENGINE

A powerful and fuel-efficient engine, developed specifically for agricultural use.

Thanks to the new features introduced to ensure Stage V compliance, the FARMotion 45 engines equipping the new Series 5 TB are even more powerful than before, but also more fuel efficient and more economical to operate, while scheduled service intervals are now extended to a remarkable 600 hours also contribute to cutting running costs. The latest evolution of this engine makes use of the best technological solutions available today for diesel engines, put together in

a remarkably compact package to meet the specific needs of an agricultural power plant. The compactness of these engines combined with the generous displacement lets the tractors of the Series 5 TB combine outstanding agility with impressive performance, even in high draft applications. The engine of the 5105 TB develops a maximum power output of 106 HP and 433 Nm of maximum torque at just 1400 rpm, while the unit in the 5115 TB produces an impressive 116 HP



> Engine speed memory. Save and recall an engine speed only by pressing a button.



> Easy accessible AdBlue tank.



> Fully integrated EAT system. SCR and DPF installation does not impact on mudguards height and bonnet dimensions.



> Easy maintenance thanks to the wide opening of the bonnet.

HIGHLIGHTS

- > FARMotion 45 engines with a maximum power output of 116 HP
- > 2,000 bar common rail injection
- > Viscostatic fan and PowerCore air filter
- > Scheduled oil change intervals extended to 600 hours
- > Automatic hydraulic valve adjustment for minimised maintenance
- > Easy starting even in very cold condition

and 472 Nm of torque, also at 1400 rpm. Class-beating technological features such as the viscstatic fan, electronically controlled 2,000 bar Common Rail injection, a turbocharger with Intercooler and the PowerCore air filter form a formidable suite of high-tech solutions which optimise combustion to deliver outstanding performance with even lower fuel consumption than ever. Compliance with Stage V emissions regulations is attained with an

external, cooled EGR system, a DOC catalytic converter and an SCR catalyst with integrated DPF, forming a suite of solutions which also contributes to minimising fuel consumption. The installation of the exhaust after-treatment system has been expertly designed by DEUTZ-FAHR in order to not impact on overall dimensions of the tractor, keeping a low height of bonnet and rear mudguards.



// TRANSMISSION AND PTO

Total configurability for both transmissions and PTOs, for working at peak efficiency in any situation.

The new Series 5 TB offers a highly configurable choice of transmissions. The base version, which is already able to reach a maximum speed of 40 km/h, features a 5 speed main gearbox, two ranges and a synchronised reverse shuttle, and offers 10 speeds in both forward and reverse. Adding the optional Hi-Lo module (a 2-stage Powershift) or supercreeper module ups the number of speeds available to 20+20, while configuring the transmission with both options offers a total of 40+40 speeds. Another option is a hydraulic PowerShuttle, which lets the operator set off from a standstill and perform

direction inversion manoeuvres using simply a lever under the steering wheel, without having to press the clutch pedal. Progressive, smooth clutch engagement and disengagement ensures that direction inversion is performed very rapidly but with no jolting or juddering, which not only improves comfort but also increases safety when manoeuvring on gradients. All versions with hydraulic PowerShuttle also come as standard with the practical Stop&Go system, which lets the driver stop the tractor and set off again simply with the brake pedal, and the ComfortClutch function, which lets the driver shift




> Reliable transmission with mechanical shuttle available.



> PowerShuttle with Stop&Go function.



> Up to 4 standard rear PTO speeds available.



> Front 1000 PTO available as optional.

HIGHLIGHTS

- > From 10+10 to 40+40 speeds with Hi-Lo 2-stage Powershift
- > Mechanical reverse shuttle or hydraulic PowerShuttle availability
- > Stop&Go as standard on all versions with PowerShuttle, which lets the driver stop the tractor and set off again simply with the brake pedal, without having to use the clutch pedal.
- > ComfortClutch as standard on tractors with PowerShuttle, which makes the gear change possible by pressing a button on gear knob instead of the clutch pedal
- > Electrohydraulic engagement of front and rear PTO
- > Unparalleled PTO versatility: all the most widely used speed modes are available (540/540ECO/1000/1000ECO)
- > Groundspeed PTO available as option

without using the clutch pedal, operating the clutch instead with a convenient button in front of the shift lever. The new Series 5 TB also offers a comprehensive choice of PTO configurations, with all standard speed modes available. For unrivalled simplicity, the PTO is engaged and disengaged as standard by an electronically controlled wet disc electrohydraulic clutch. The base configuration already comes with 540 and 540ECO modes, the latter of which maximises efficiency when carrying out less energy-hungry tasks such as sowing and

spraying. 1000 and 1000ECO are available as options, as is a transmission-synchronised groundspeed variant with a dedicated output stub shaft, mandatory for working with axle driven trailers. Another useful option for the rear PTO is a choice of interchangeable output stub shafts, while at the front, in addition to a strong front lift, an optional 1000 rpm PTO can also be installed, for even greater productivity.



// HYDRAULICS AND LIFT

So much power and yet so simple to use. Uncompromised efficiency with any type of implement.

Maximising the extreme versatility of the new Series 5 TB is an efficient open centre hydraulic system with two pumps ensuring more than adequate oil flow to power any implement. This solution features a primary pump feeding oil exclusively to the lift and distributors and a secondary pump dedicated to the steering only. This ingenious configuration ensures impeccable steering precision - and safety - at all times, even at very low engine speeds and while the lift and/or hydraulic distributors are also in use.

The impressively sturdy construction of the new Series 5 TB combined with the impressive rear lift capacity of 3600 Kg in the base configuration, and up to 4525 Kg with auxiliary cylinders let these tractors work effectively even with heavier implements normally usable only with much larger tractors.

The rear 3-point linkage is available with either conventional lower and upper link ends or quick hitch couplers. For even greater versatility, the tractors of the new Series 5 TB are also available with an optional strong 2100 Kg front lift. The rear distributor block of the new Series 5 TB comes as standard with 2 mechanical spool valves, while configurations with 3 spool valves are available as an option, which also feature push-pull quick connectors and an oil recovery tank.

HIGHLIGHTS

- > Dual pump hydraulic system, with a main pump feeding the lift and distributors and a secondary pump dedicated to the steering circuit
- > Up to 3 rear spool valves, with push-pull quick couplers and an oil drip collection tray
- > High capacity (4525 Kg) rear lift and optional 2100 Kg front lift



> Precise and accurate mechanically controlled rear lift.



> 3 rear spool valves with quick couplers.



> Front lift with foldable arms.



// AXLES AND BRAKES

Superior load capacity, generous steering angles and unparalleled built-in safety.

These tractors are equipped with sturdy front axles to accentuate their toughness, agility and safety. The sturdiness of these axles is demonstrated by an impressive maximum gross vehicle weight of 6400 Kg. A host of innovative technical solutions have been used, such as wet disc brakes on the front axle, true all-wheel braking, and a generous maximum steering angle for quicker, easier headland turn manoeuvres. The optional SDD function maximises agility in restricted spaces. When activated from a dedicated button under the steering wheel, this function increases the delivery rate of the hydraulic steering pump at low speed to halve the number of steering wheel turns needed to steer the front wheels completely from lock to lock, reducing operator strain and increasing productivity.



> Generous steering angle.



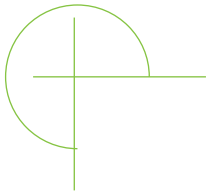
> SDD function, halves the numbers of steering wheel turns for complete steering.

HIGHLIGHTS


- > Sturdy front and rear axles
- > True all-wheel braking
- > Electrohydraulically engagement of front and rear differential lock and 4WD
- > Optional SDD system, which halves the number of steering wheels needed to turn front lock-to-lock for more rapid steering action



> Hydraulic trailer brake both in ITA or Dual Mode Mother Regulation-compliant.



// PERFOR



Outstanding productivity from a class-beating tractor with sturdy front and rear axles and a high performance engine.



MANCES



// DRIVING PLATFORM

A comfortable, rationally organised driver zone where every detail is conceived for total simplicity.

The platform is mounted on special Silent-Block mounts to isolate the driver effectively from vibration and reduce noise. The intelligent control layout, designed in keeping with the latest principles for ergonomics, the innovative dashboard, which provides clear information on the operating status of

the machine, and the adjustable steering wheel and seat, which can be adjusted to cater for drivers of any stature, mean that any driver will feel immediately at ease on board a tractor of the new Series 5 TB. Together with features such as electronic controls as standard for the PTO, differential locks



> Rear mirrors installed in the front of the platform.



> Rear mirrors installed on ROPS.



> Foldable 2-post safety frame.



> LED driving lights.

HIGHLIGHTS

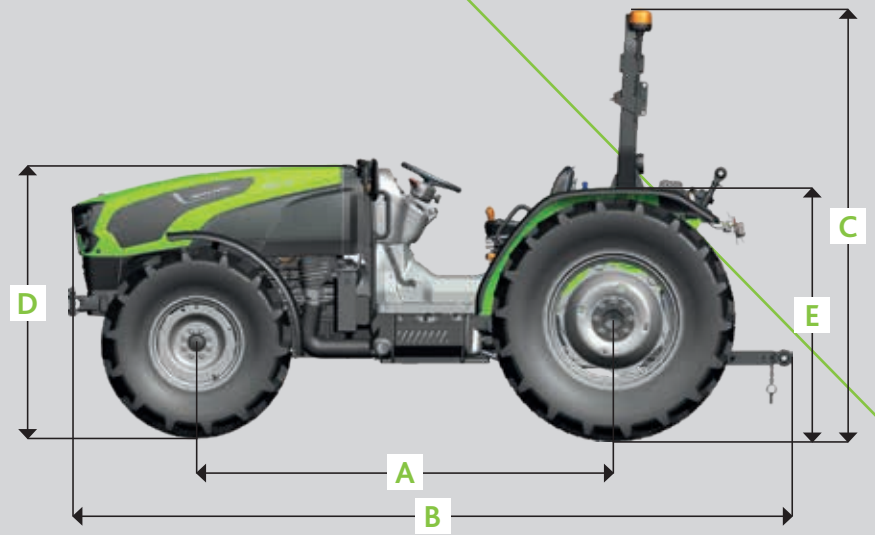
- › Electronic controls for PTO, differential lock, 4WD engagement and hand-throttle
- › Low height of rear mudguards and bonnet make the Series 5 TB perfect for working under tree branches
- › Platform mounted on Silent-Block
- › 2 rear mirrors layouts: fitted on safety frame or in front of the platform
- › LED headlights available
- › Colour-coded controls allow easy understanding for every driver

and hand throttle, these attributes make it possible to achieve previously unthinkable levels of productivity in a tractor of this class. Two different variants of the sturdy rear two-pillar roll bar are available, with a partially or completely folding upper section to make the tractor

easier to garage in spaces with limited headroom. As a brand new feature, LED lights are available in order to increase the visibility when working during the night.



TECHNICAL DATA		SERIES 5 TB	
		5105 TB	5115 TB
ENGINE			
Model		FARMotion 45	
Emission level		Stage V	
Cylinders/Displacement	n°/cc	4/3849	
Turbocharger with charge air cooling		●	
Visco cooling fan		●	
Injection @ pressure	Type/bar	Common Rail @ 2,000	
Max. power (ECE R120)	kW/HP	78/106	85/116
Power at rated speed (ECE R120)	kW/HP	74/101	80.6/110
Speed at maximum power	rpm	2000	
Max. engine speed (rated)	rpm	2200	
Max. torque	Nm	433	472
Speed at maximum torque	rpm	1400	
Air filter with dust ejector		●	
Fuel tank capacity	l	85	
AdBlue capacity	l	10	
Oil change interval	Hours	600	
TRANSMISSION			
Model		T4330	
Transmission ratio		1.317	
MECHANICAL SHUTTLE			
Gearbox	n°	5 gears x 2 or 4 ranges	
N° of speed with 2 ranges	n°	10+10	
N° of speed with 2 ranges and 2 Powershift steps	n°	20+20	
N° of speed with 4 ranges	n°	20+20	
N° of speed with 4 ranges and 2 Powershift steps	n°	40+40	
Top speed 40 km/h ECO	rpm	1990*	
POWERSHUTTLE			
Gearbox	n°	5 gears x 4 ranges	
N° of speed with 4 ranges	n°	20+20	
N° of speed with 4 ranges and 2 Powershift steps	n°	40+40	
Stop&Go		●	
Top speed 40 km/h ECO	rpm	1990*	
HYDRAULICS AND LINKAGE			
Pump flow (STD)	l/min	55	
Separate steering pump		●	
Spool valves control	Type	Mechanical	
Hydraulic auxiliary control valves (STD)	n°	2	
Hydraulic auxiliary control valves (OPT)	n°	3	
Rear linkage lifting capacity (STD)	Kg	3600	
Rear linkage lifting capacity (OPT)	Kg	4525	
Rear linkage lift category		II	
External operation on rear fenders		○	
Front linkage		○	
Front linkage lifting capacity	Kg	2100	
Oil change interval	Hours	1200	
PTO			
Rear PTO 540/540ECO		●	
Rear PTO 540/540ECO/1000/1000ECO		○	
Groundspeed PTO with independent shaft		○	
Front PTO 1000		○	
AXLES AND BRAKES			
Electro-hydraulic differential lock 100%		●	
Steering Double Displacement SDD		○	
Steering angle	degrees	50	
Mechanical parking brake		●	
Hydraulic trailer brake with Dual Mode function		○	
ABS socket		○	
ELECTRICAL SYSTEM			
Voltage	V	12	
Standard battery	V/Ah	12/88	
Alternator	V/A	12/65	
Starter motor	V/kW	12/3.5	
External socket		●	
DRIVING POSITION			
Platform with tunnel		●	
2-post foldable safety frame		●	
Mounted on Silent-Block		●	
Driver seat with mechanical suspension		●	
Height adjustment of steering column		●	
2x repeater lights on dashboard		○	
1x Beacon light LED		○	
LED driving light		○	
Large rear mirrors installed in front of drivers platform		○	



TECHNICAL DATA		SERIES 5 TB	
		5105 TB	5115 TB
DIMENSIONS AND WEIGHTS			
With front tyre	Size	300/70 R20	
With rear tyre	Size	420/70 R24	
Wheelbase (A)	mm	2400	
Max. length (B)	mm	4117	
Total height - ROPS (C)	mm	2395	
Height at bonnet (D)	mm	1470	
Height at mudguards (E)	mm	1364	
Width (F)	mm	1940	
Weight	Kg	3400	
Total admissible load	Kg	6400	

● = standard ○ = option – = not available

* value can vary according to rear tyre size and transmission equipment.


Technical data and figures are only provided for guidance. DEUTZ-FAHR is committed to continuously adapting its products to your requirements and therefore reserves the right to make updates without prior notice.

Marketing-Communication Service – Code 308.8917.3.4-0 – 06/23

To discover more please contact your dealer or visit deutz-fahr.com



Follow us on   

DEUTZ-FAHR is a brand of  SDF

