

5 SERIES.



5095 - 5100 - 5105 - 5115 - 5125
STAGE V



SERIES 5



Excellent agility

The new DEUTZ-FAHR 5 Series consists of the most modular, flexible tractor models on offer in today's mid-power segment. The astonishing agility of these machines has been made possible by both a generous steering angle and many other innovative solutions, such as the PowerShuttle with adjustable response, the SDD system, Stop&Go and the Powershift with automatic function (APS).

Outstanding comfort

Superior comfort on board these new machines is ensured by features such as the new Hydro Silent-Blocks cab suspension, seats with air sprung suspension, fully adjustable steering column, passenger seat, high visibility roof, DAB+ radio, two USB ports, practical smartphone holder, an effective air conditioning system and up to 16 work lights.

THE LATEST DEUTZ-FAHR 5 SERIES.

Configurability at its best.

Class-beating efficiency and safety

Making every task more efficient and productive than ever are a maximum road speed attainable at a lower, economical engine speed, a transmission with 3 stage Powershift HML with Automatic Powershift (APS), wet disc brakes on all four wheels, a Hydraulic Parking Brake (HPB) and an automatic PTO on/off function.

Extremely versatile

FARMotion 35 and FARMotion 45 engines, transmissions with up to 60+60 speeds, up to 90 l/min hydraulic oil flow, 4 PTO speeds, electronic rear lift, electrohydraulically functions, lifts and PTOs at both the rear and front of the tractor, Ready kit predisposition for front loader application.



The DEUTZ-FAHR 5 Series consists of the most modular, configurable and flexible models in this segment, to offer the ideal solution for the needs of any user.

The models of the DEUTZ-FAHR 5 Series are the perfect solution for open field work, row crops, hay-making, working in the cowshed and stationary tasks. Contributing to the extraordinary versatility of these tractors are a number of outstanding features such as the electrohydraulically differential locks, four wheel drive and PTO engagement, the electronically controlled rear lift, a PTO with all four

standard speeds plus a groundspeed with independent output shaft, a hydraulic system capable of delivering up to 90 l/min and with up to 8 rear couplers, the HML transmission with Automatic Powershift (APS), a choice of creeper and supercreeper gears, two user-settable and recallable engine speed memories, a comprehensive choice of tyre sizes to cater for every possible application, alongside a wide range of track widths, and generous ground clearance.

VERSATILITY






The new DEUTZ-FAHR
5 Series: ideal for every
possible application.



ENGINE.

Conceived specifically for agriculture.



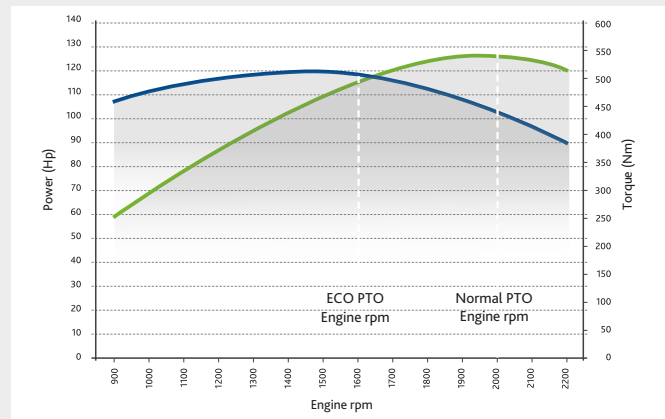
Highlights

- Stage V compliant.
- Electronic Common Rail high-pressure injection system.
- Two user-settable engine speed memories.
- Easy maintenance.


As well as meeting the requirements of Stage V emissions regulations, the new FARMotion engine family is also extremely compact. This has made it possible to give the tractor a compact, sloped cowl design, ensuring excellent visibility from the driver seat and allowing for generous steering angles. The new DEUTZ-FAHR 5 Series is equipped with a choice of 3 cylinder FARMotion 35 or 4 cylinder FARMotion 45 engines – the former for greater manoeuvrability and agility, the latter for heavy draft applications.

Efficiency

The Common Rail fuel injection, capable of injection pressures up to 2000 Bar and managed entirely electronically, improves combustion by ensuring more effective fuel atomisation, significantly reducing fuel consumption, noise and emissions. The high injection pressures



5125 engine figures.



FARMotion 45 engine.

also allow the engine to respond more quickly to sudden, significant changes in load. A dedicated electronic control unit optimises fuel delivery in real time in response to engine speed and load. The ECU also includes a speed management function allowing the operator to set and recall minimum and maximum engine speed limits for specific tasks or maintain a constant engine speed.

Improved performance

Boasting improved torque and power curves, these engines respond more rapidly to changes in load and deliver more usable performance even at lower engine speeds.

The flagship model 5125 can reach a maximum power of 126 Hp and an impressive torque of 517 Nm.

Highlights

- Modular concept.
- 3 step Powershift with APS.
- PowerShuttle with adjustable response and Stop&Go.
- Up to 4 PTO speeds.



↑ Powershift transmission controls and APS management.



↑ PowerShuttle with adjustable response.



↑ Front and rear PTO electrohydraulically engaged and AUTO PTO function.



TRANSMISSION AND PTO.

Unparalleled configurability.

In accordance with a modular concept, all transmission variants of the new DEUTZ-FAHR 5 Series are based on a 5-speed gearbox unit, which can be combined with a comprehensive choice of options to configure the perfect solution for every possible necessity. The first of these options is a choice between a synchronised mechanical reverse shuttle or an hydraulic PowerShuttle, while a choice of either two or three Powershift steps is also offered. Both versions reach 40 kph at reduced engine rpm. Further options include a creeper and supercreeper ranges, which not only double the number of forward and reverse speeds available, but also let the tractor work at ground speeds as low as just 300 metres/hour with the engine at maximum rated power speed. HML transmissions are now available with the Automatic Powershift (APS) function, which automatically selects the ideal Powershift in according to the engine load. Other important feature include with the PowerShuttle is the renowned Stop&Go function.

The PTO is controlled by a multiple wet disc clutch, which is operated electrohydraulically by simply pressing a button to ensure seamless, precise engagement and disengagement in all conditions. External PTO controls mounted on the rear mudguards are also available. Working with PTO powered implements is now more productive than ever, with every possible speed mode available (540 / 540-540E / 540-540E-1000-1000E) and quickly interchangeable PTO shafts. The groundspeed PTO has a fully independent output shaft, while a 1000 rpm front PTO is also available as an option. The PTO AUTO function, on the other hand, can be used to automatically engage and disengage the PTO in relation to the position of the electronic rear lift.



HYDRAULIC SYSTEM AND LIFTS.

Class beating performance and extraordinary configurability.

To cater for the needs of any application, the new DEUTZ-FAHR 5 Series is offered with a choice of two base hydraulic system variants, one with a 55 l/min capacity single pump, and another with a 90 l/min double pump with an "on-demand" electronic system that allow to use the maximum hydraulic power only when required. In addition the steering of the new 5 Series is always supplied with an independent pump with 40 l/min. All tractors are equipped as standard with two (or, as an option, three) mechanically controlled double acting rear hydraulic valves with flow regulator and free return. An additional optional double acting on/off rear distributor, controlled electrohydraulically from the driver seat with a rocker switch, is also available, for a total of up to 4 rear hydraulic valves. All mechanical distributors are equipped with a mechanical "detent" function for the control lever, allowing for a continuous flow of oil.

The powerful rear lift, which is renowned for its excellent precision and superior efficiency, offers class-beating performance. The new DEUTZ-FAHR 5 Series features the proven mechanically controlled rear lift as standard, but can also be equipped with a version with all-electronic control, which introduces a number of practical extra functions, such as maximum lift height limiting, drop rate control, an oscillation damping system and AUTO PTO function. The rear lift has a maximum capacity of over 5400 kg (depending on models) and a Category II 3-point linkage. As an option, a factory-fitted 2100 kg capacity front lift is also available.

Highlights

- Double pump 90 l/min hydraulic system.
- Up to 4 double acting rear hydraulic valves.
- Independent steering pump with up to 40 l/min.
- Electronic rear lift.
- 5425 kg maximum lift capacity.
- Front lift availability.





↑ Ergonomic layout of rear lift controls and hydraulics levers.



↑ External controls for rear lift and PTO.



↑ Rear lift and hydraulics outlets.



TOPVISION CABIN.

A modern, luxurious cab with just 4 pillars.

The state-of-the-art design with only 4 pillars, the generously sized cab window and the sloped profile of the monolithic hood ensure excellent all-round visibility in all conditions, even at night – with up to 12 powerful LED work lights (6 front + 6 rear) installable on the new roof. The new TopVision cab offers outstanding levels of comfort, with features such as the innovative Hydro Silent-Blocks cab suspension, which reduce the vibration transmitted to the operator by up to 40% compared with conventional one.

With a fully adjustable telescoping steering column and a multi-setting suspended seat, operators of any height can find the perfect driving position. Low noise levels, superior quality trim materials and ergonomically organised controls and instruments make this

cabin an impeccably comfortable working environment. The many other options on offer include a factory-fitted bracket for mounting a monitor or other supplementary device for controlling implements, a passenger seat, a DAB+ radio system, numerous electrical power sockets (including 2 USB ports) and a practical smartphone and cup holders.

The opening windscreen and rear screen allow for excellent ventilation, while to keep the interior cool in hot conditions, a potent air conditioning system with 10 vents feeds purified air into the cab via specific filters (active carbon filters also available as an option).



↑ DAB+ radio with Bluetooth and USB.



↑ Backlit right console for a perfect visibility at night.


SDF SMART FARMING SOLUTIONS.

Ready for agriculture 4.0.

To allow customers to insight data from their new 5 Series in real-time, independent from time and position the new 5 Series can be equipped with a CTM module. The CTM module is a state-of-the-art data transmission device for connecting the tractor to the farm or any other endpoint worldwide. The CTM is equipped with an integrated e-SIM which allows to send and receive various data for different applications (e.g. data transmission from the CAN-BUS).

As part of the SDF Smart Farming Solutions, the SDF Fleet Management is a new digital browser based application which simplifies tracking and data acquisition to facilitate subsequent decision making processes. It is possible to view performance data of the machines at work in real time from the comfort of the office, providing precise information on location, fuel consumption, average speed and operating hours, as well as any active error codes and/or alarms.



 SDF Fleet Management.





FRONT LOADER.

Designed and built specifically for the DEUTZ-FAHR 5 Series.

A dedicated front loader to further extend the versatility of the tractor.

Two versions of kits for subsequent installation of a front loader – named "Light kit" and "Ready kit" – are available, both of which factory-installed. Both kits feature a special frame for mounting the front loader, while the Ready kit also adds a joystick situated next to the driver and all hydraulic and electric connections. A dedicated rear ballast weight is available to ensure correct weight distribution between the front and rear axles and protect the front axle against excess mechanical stress.

A choice of three models of front loader is also offered, denominated Solid, FS and FZ. The key features and characteristics of these loaders include: mechanical parallelism control with z-kinematics and tip, quick dump and return to level (RTL) functions, which significantly save time.

With control rods integrated in the loader arms and a flat cross tube, these front loaders ensure excellent forward visibility. The hydraulic ways are routed inside the loader arm, offering adequate protection for the lines themselves and giving the loader a compact, uncluttered appearance.

For even greater capability and productivity when working with front loaders, the 5 Series offers a hydraulic PowerShuttle with adjustable response (5 different levels of reactivity), the renowned Stop&Go function, which lets the driver stop the tractor and set off again using the brake pedals alone and without having to operate the clutch, up to 90 l/min of hydraulic flow, a high visibility cab roof FOPS compliant and an independent steering pump with the possibility to have the SDD system to increase the manoeuvrability.




Front loader fixed frame with Hydro-Fix connection.

WORK LIGHTS.

A new light pack for working at night as effectively as during the day.

These tractors also offer unrivalled configurability in terms of exterior lighting, letting operators tailor their machines specifically to the needs of their work.





Rotary beacon:

- 1 or 2 rotary beacons
- 1 or 2 LED rotary beacons

Working lights on the cab roof:

- Up to 4 rear + 4 front working lights
- Up to 6 LED rear + 6 LED front working lights

Upper headlights on front cab post:

- 2 upper headlights on cab post as option
- 2 LED upper headlights on cab post as option

Driving lights:

- Front and rear FULL LED driving lights

Working lights on front cab pillars:

- 2 working lights on cab post as option
- 2 LED working lights on cab post as option

Working lights on bonnet:

- Front work lights on bonnet
- Front LED work lights on bonnet

Front headlights on bonnet:

- Front headlights
- Front LED headlights



OPTIONAL EQUIPMENT.

Everything you could ever need.



↑ Municipal equipment.



↑ Narrow tyres for row crop application.



↑ HPB (Hydraulic Parking Brake).

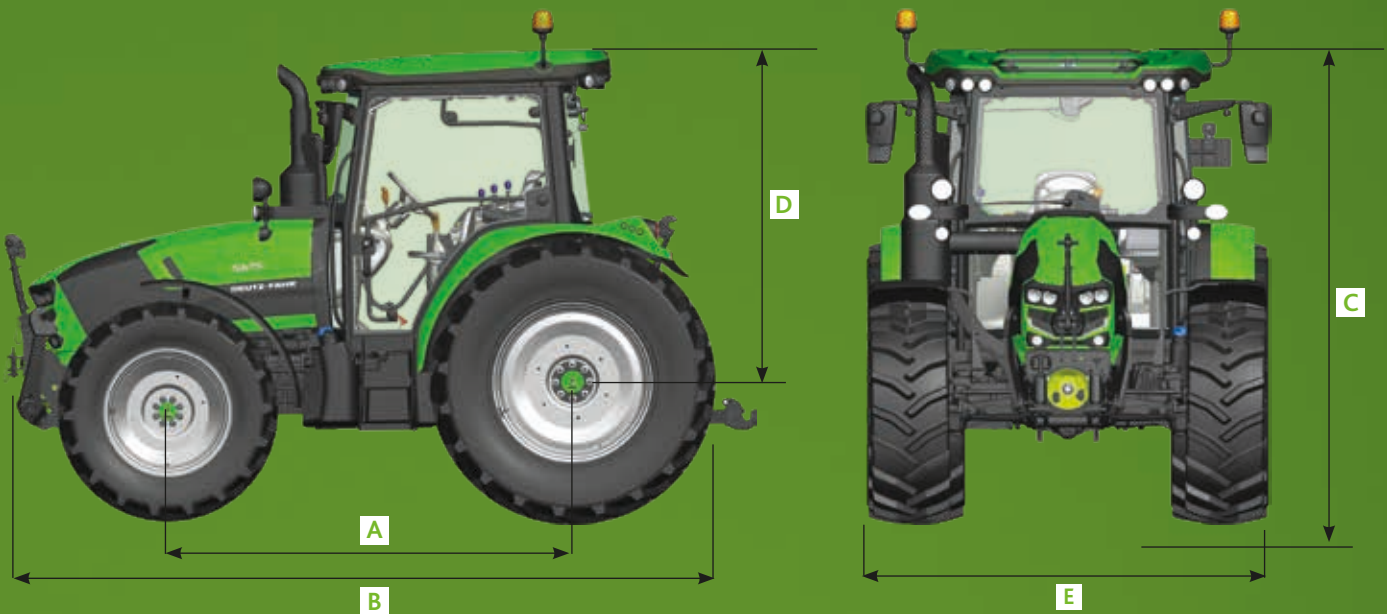
A vast range of accessories and a comprehensive choice of options allow operators to build the ideal machine for their specific needs

The many options available include almost every type of hydraulic and pneumatic trailer braking system possible, making this range of tractors ideal for even heavy duty road transport applications. 5115 and 5125 models can also be equipped with the Hydraulic Parking Brake (HPB), which offers up 250% of the braking power of a conventional system, to hold the tractor safely even on steep gradients and when heavily loaded. This innovative solution also reduces power losses compared with a conventional system by an impressive 1.5 kW (approximately 2 HP), maximising the efficiency of the machine and saving fuel.

Other important options available to extend the versatility of this range include a choice of different wheel types and sizes (fixed rim, flanged and adjustable track), and numerous approved tyre variants suitable for open field applications, secondary tillage tasks for row crops and road usage. A choice of different front and rear mudguard configurations is also offered, as well as front and rear monolithic and suitcase ballast weight, and ring ballast weights for the rear wheels. Lastly, the models of the DEUTZ-FAHR 5 Series can also be ordered with a specific high visibility orange colour scheme for road maintenance applications.

Technical data		5095	5100	5105	5115	5125
ENGINE						
Type		FARMotion 45	FARMotion 35	FARMotion 45		
Emission level	Stage	Stage V				
Aspiration		Turbo Intercooler				
Injection @ pressure	Type	Common Rail @ 2.000 bar				
Cylinders/Displacement	n°/cc	4 / 3.849	3 / 2.887	4 / 3.849		
Max. power @ 2.000 rpm	kW / Hp	70 / 95	75 / 102	78 / 106	85 / 116	93 / 126
Rated power @ 2.200 rpm	kW/Hp	66,4 / 90	71,1 / 97	74 / 101	80,6 / 110	88,2 / 120
Max. torque @ 1.400 rpm	Nm	389	417	433	472	517
Torque rise	%	35	35	35	35	35
Fuel tank / AdBlue	l	135 / 8			145 / 10	
TRANSMISSION						
Mechanical Shuttle		●	●	●	●	●
PowerShuttle with Stop&Go		○	○	○	○	○
Max. Speed		40 Km/h at economy engine speed				
MECHANICAL TRANSMISSION						
N° of speed	n°	10 + 10 or 20 + 20 with creep and underdrive				
HI-LO TRANSMISSION						
N° of speed	n°	20 + 20 or 40 + 40 with creep and underdrive				
3 POWERSHIFT (HML) TRANSMISSION						
N° of speed	n°	30 + 30 or 60 + 60 with creep and underdrive				
PTO						
Electrohydraulic engagement		●	●	●	●	●
PTO speeds		540/540E/1000/1000E	540/540E/1000/1000E	540/540E/1000/1000E	540/540E/1000/1000E	540/540E/1000/1000E
Groundspeed PTO		○	○	○	○	○
Front PTO 1000		○	○	○	○	○
LIFT						
Mechanical rear lift		●	●	●	●	●
Electronic rear lift		○	○	○	○	○
Rear lifting capacity (STD / OPT)	Kg	3.600 / 4.525	3.600 / 4.525	3.600 / 4.525	3.600 / 4.855	4855 / 5.410
Rear lift link category	Cat.	II	II	II	II	II
Front lift (2.100 Kg)		○	○	○	○	○
HYDRAULICS						
Single pump hydraulic system (STD)	l/min	55	55	55	55	55
Double pump hydraulic system with electronic "On Demand" (OPT)	l/min	90	90	90	90	90
Rear spool valves	n°	2 / 3 / 4	2 / 3 / 4	2 / 3 / 4	2 / 3 / 4	2 / 3 / 4
BRAKES						
4 wheel braking		●	●	●	●	●
Mechanical parking brake		●	●	●	●	●
Hydraulic Parking Brake (HPB)		-	-	-	○	○
Hydraulic trailer brake		○	○	○	○	○
Pneumatic trailer brake		○	○	○	○	○
FRONT AXLE						
Steering angle	°	50	50	50	55	55
Electrohydraulic engagement for 4WD and Diff.Lock		●	●	●	●	●
Independent steering pump		●	●	●	●	●
Steering Double Displacement (SDD)		○	○	○	○	○

Technical data		5095	5100	5105	5115	5125
CAB						
High visibility roof		○	○	○	○	○
Manual A/C		○	○	○	○	○
Activated carbon air filter		○	○	○	○	○
Pneumatic suspended seat		○	○	○	○	○
Passenger seat		○	○	○	○	○
Openable front windows		○	○	○	○	○
LED working lights		○	○	○	○	○
DAB radio with Bluetooth and USB		○	○	○	○	○
Bracket for external monitor / device		○	○	○	○	○
External controls on rear mudguards (rear lift and PTO)		○	○	○	○	○
SPECIAL TYRES FROM FACTORY (besides standard agricultural sizes)						
Municipal tyres	Size	230/95 R32" front 270/95 R44" rear			270/95 R32" front 270/95 R46" rear	
Municipal tyres		1.498 - 1.898			1.496 - 2.008	
Municipal tyres	Size	-			400/80 R24" front 480/80 R34" rear	




Technical data		5095	5100	5105	5115	5125
DIMENSION						
With front tyre	Size	380/85 R24"			420/70 R24"	
With rear tyre	Size	420/85 R34"			480/70 R34"	
Wheelbase (A)	mm	2.400	2.350	2.400		
Max. length (B)	mm	4.407	4.357	4.407	4.436	
Total height (C)	mm	2.682			2.717	
Centre rear axle – cab (D)	mm	1.932			1.967	
Width (E)	mm	2.060			2.209	
Front tracks with adjustable rims (min-max)	mm	1.661 - 1.975			1.730 - 2.130	
Rear tracks with adjustable rims (min-max)	mm	1.602 - 2.002			1.706 - 2.106	
Weight	Kg	3.950	3.800	3.950	4.250	4.350
Total admissible load	Kg	6.500			7.000	7.500

● = standard ○ = option – = not available

Technical data and figures are only provided for guidance. DEUTZ-FAHR is committed to continuously adapting its products to your requirements and therefore reserves the right to make updates without prior notice.

To discover more please contact your dealer
or visit deutz-fahr.com.

DEUTZ-FAHR is a brand of  **SDF**

